

The background of the top half of the image is a grayscale, close-up photograph of a printed circuit board (PCB). It shows intricate patterns of copper traces, vias, and pads, creating a complex, geometric texture. The lighting is soft, highlighting the metallic surfaces.

Ucamco



YELO – Legend Adjuster (LAJ)

Webinar June 30, 2020

How does the webinar work?

- All attendees are muted
- Ask questions with the 'Questions' button
- Answers at the end of the webinar
- A copy can be downloaded after the webinar

Who does the work?

- Moderator: Karel Langhout
- Co-Moderator: Sylvia Liemer

Content

- Short Ucamco introduction
- Introduction to YELO Legend Adjuster (LAJ)
- Live demonstration
- Questions and answers

YELO-Legend Adjuster webinar



☀ Ucamco serves the global PCB industry

☀ Laser Photoplotters/Ledia DI

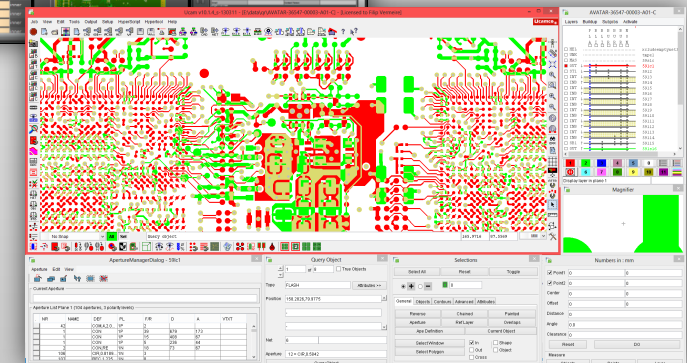
- Best-in-class performance
- Long-term reliability
- Constant evolution

☀ PCB manufacturing software

- Integr8tor, UcamX
- Web-based: iamcam, Communic8tor

☀ PCB bundled front-end software

☀ Gerber developments: X2, X3, Gerber Job



YELO-Legend Adjuster webinar



YELO Legend Adjuster

Parameter Set 0.5sig

Text definition Setup/Verify Adjust

Maximum text size 5

Max. letter spacing (in % of letter width) 80.0

Recognize

Results	Layer
Text1	st_1
Text2	st_1
Text3	st_1
Text4	st_1
Text5	st_1
Text6	st_1
Text7	st_1
Text8	st_1
Text9	st_1
Text10	st_1
Text11	st_1
Text12	st_1

Reset	(De)select word
(De)select window	(De)select chain
Select all words	Deselect all words
Define as word	Undefine word

Split color view

Show all

Show text

Show non-text

YELO Legend Adjuster

Parameter Set LAJ

Text definition Setup/Verify Adjust

DRC configuration 1-pad-hole

Min. line width	0.1
Min. line length	0.2
Min. clearance to areas free of mask	0.05
Min. clearance to copper	0
Min. clearance to copper pad	0
Min. clearance to copper free of mask	0
Min. clearance to copper pad free of mask	0
Min. clearance to plated drill	0.05
Min. clearance to non-plated drill	0

Verify

YELO Legend Adjuster

Parameter Set 0.5sig

Text definition Setup/Verify Adjust

0 Text violations remaining, 0 fixed violation 0/0 in layer

|< < > >|

Max. move distance 5

Move word

Scale word

Reverify

Reverify after transform

Backup original layer

Error List	Type	Amount
	ALL	0
	Min. line width	0
	Min. clearance to areas free of mask	0
	Min. clearance to plated drill	0
	Min. clearance to non-plated drill	0

< >

Expand/Shrink

Move Texts

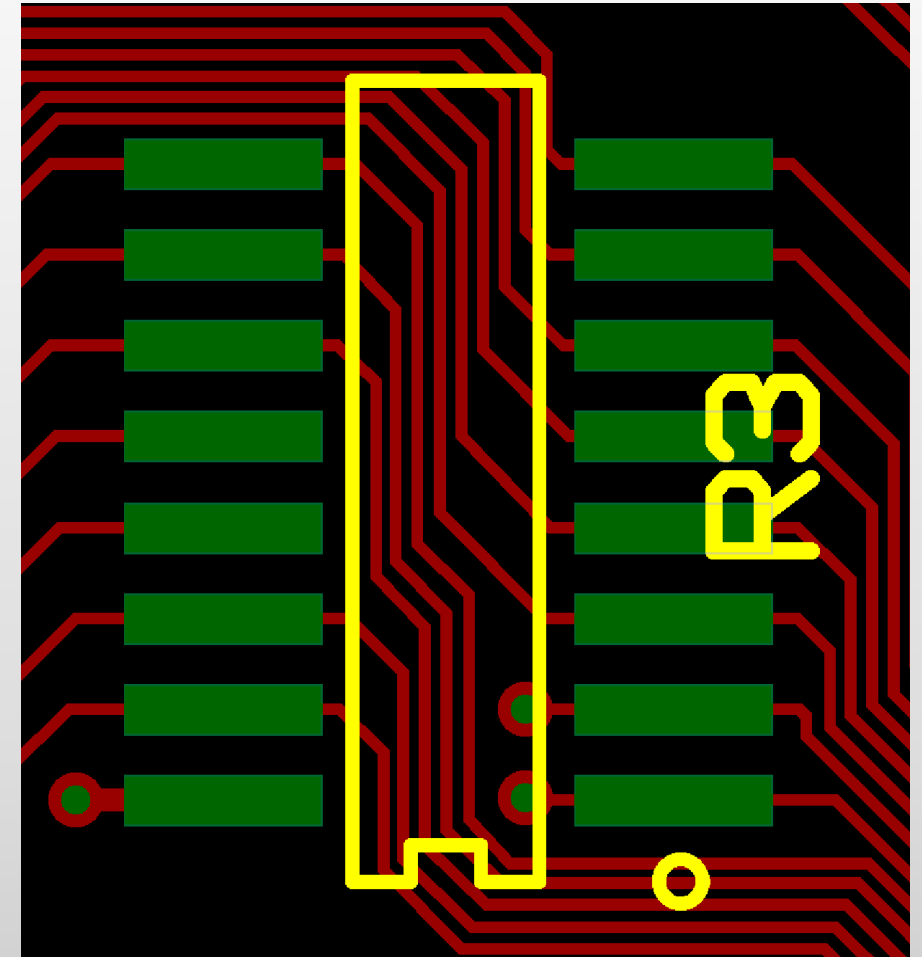
Split Draws

Backup original layer

Repair

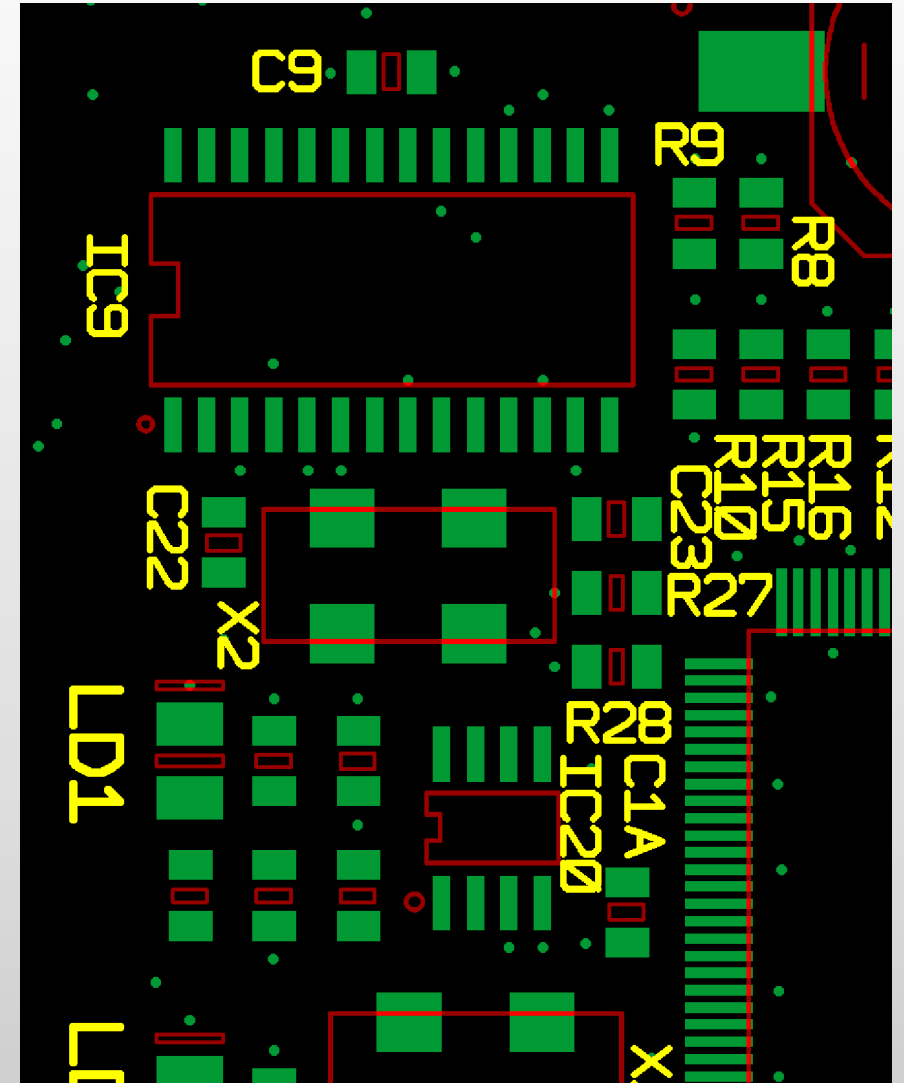
Why adjust a legend?

- Legend ink on copper pads results in unreliable boards
- Clipping results in unreadable texts
- PCB height differences cause ink bleeding
- Meet your customers requirements



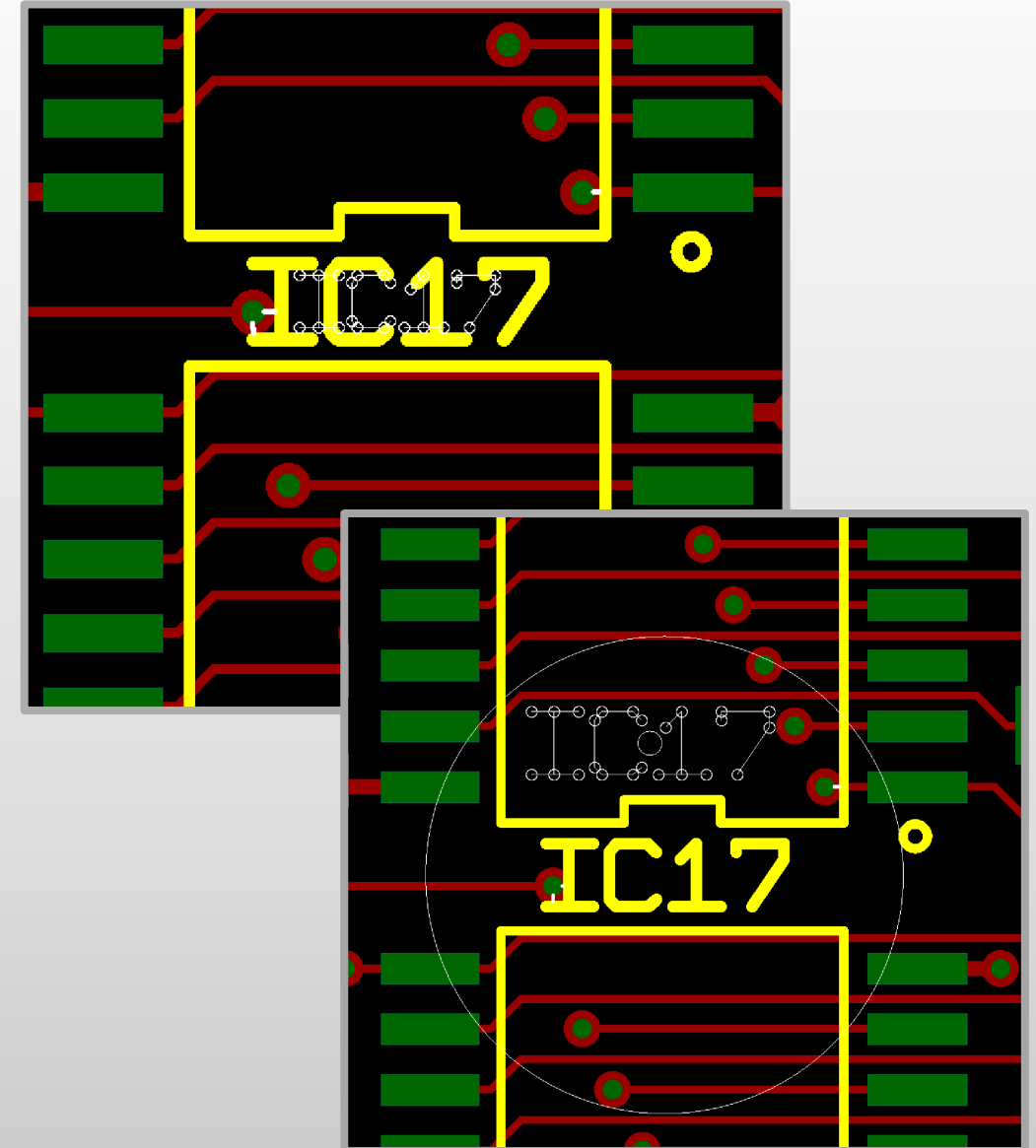
Features (general)

- Split view for text and non-text elements
- Select/Deselect by using left/right mouse button
- Backup layer provided when data is changed
- Pre-defined parameter sets



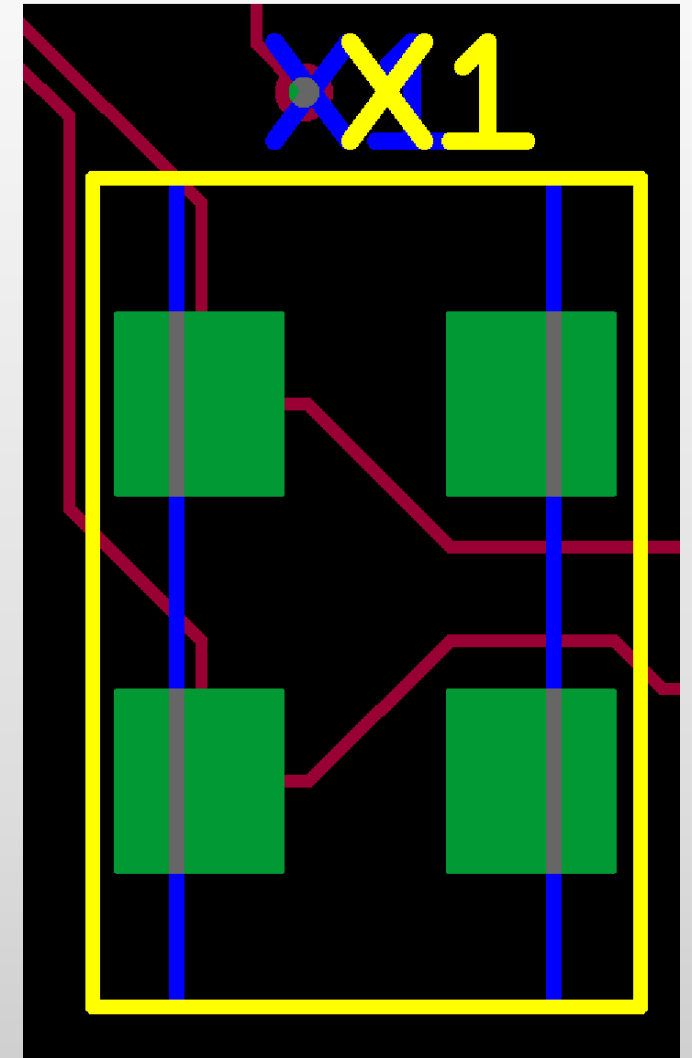
Features (manual mode)

- Dedicated, easy-to-use tools for making text adjustments:
 - Real-time verification during manual text modification
 - Distance limitation for fast and easy text repositioning
 - Text scaling with automatic line width adjustment
 - Guided word area view

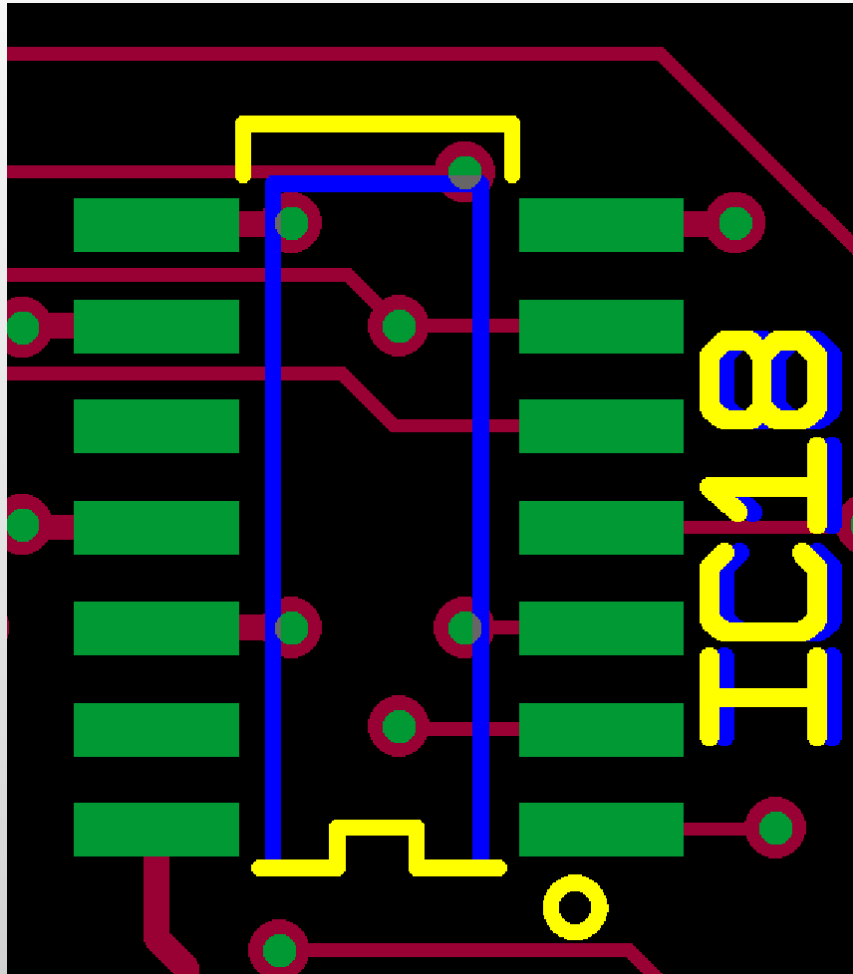


Features (automatic mode)

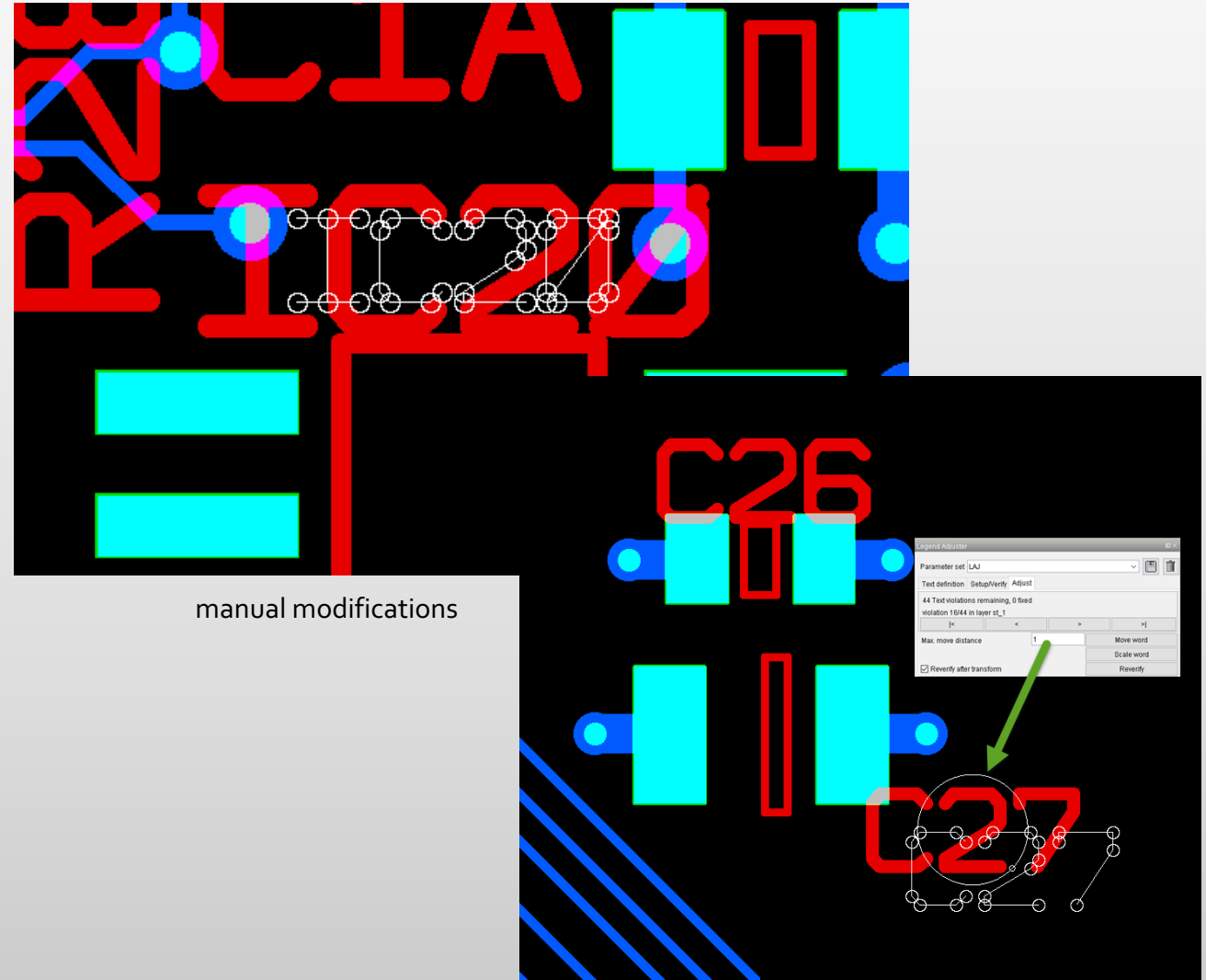
- Automatic text identification
- Silk DRC to locate clearance issues to drill, mask or copper
- Move texts to better suiting positions
- Resize entire component frames
- Clipping objects still violating the specified values



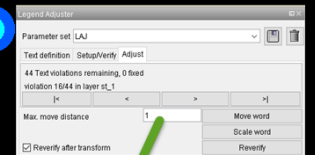
☀ Live demo



automatic modifications



manual modifications



Benefits

- Fully automatic text and frame modifications
- Improving readability of legends to meet customer requirements
- Slash setup-time using parameter sets
- Comfortable and easy-to-use GUI
- Time saving tools for text modifications

Thank you!

Interested? Request a trial version at sales@ucamco.com

Unanswered questions will be answered by email after the webinar

We are looking forward to your feedback.

We will inform you about new webinars

Thank you for attending this webinar.

© Copyright 2020 Ucamco NV, Gent, Belgium. All rights reserved.

This material, information and instructions for use contained herein are the property of Ucamco NV. The material, information and instructions are provided on an AS IS basis without warranty of any kind.

Ucamco NV does not warrant, guarantee or make any representations regarding the use, or the results of the use of the software or the information contained herein.

Ucamco NV shall not be liable for any direct, indirect, consequential or incidental damages arising out of the use or inability to use the software or the information contained herein.

The information contained herein is subject to change without prior notice.

Revisions may be issued from time to time to advise of such changes and/or additions.

No part of this presentation may be reproduced, stored in a data base or retrieval system, or published, in any form or in any way, electronically, mechanically, by print, photoprint, microfilm or any other means without prior written permission from Ucamco NV.