



# Stencil Toolbox

Webinar - June 2021

## How does the webinar work?

- All attendees are muted
  - Ask questions with the 'Questions' button
  - Answers at the end of the webinar
  - A copy can be downloaded after the webinar
- 
- Moderator: Karel Langhout
  - Co-Moderator: Sylvia Liemer

## Content

- Short Ucamco introduction
- Introduction to Stencil Toolbox module
- Live demonstration
- Questions and answers

## ✱ Ucamco serves the global PCB industry

### ✱ Laser Photoplotters/Ledia DI

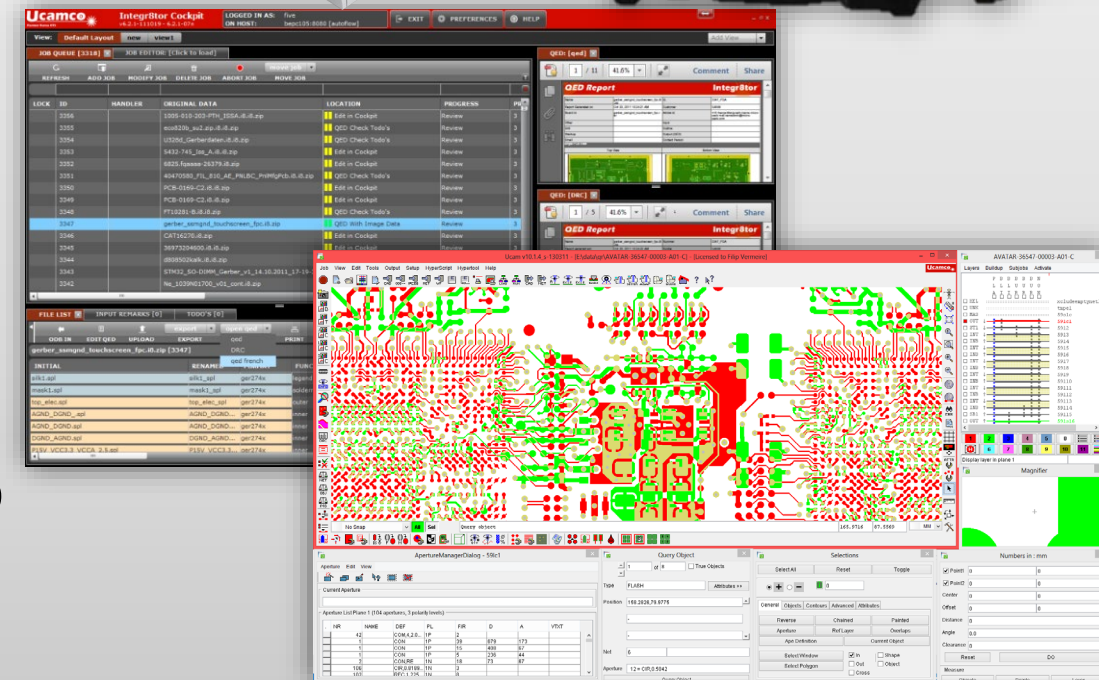
- Best-in-class performance
- Long-term reliability
- Constant evolution

### ✱ PCB manufacturing software

- Integr8tor, UcamX
- Web-based: iamcam, Communic8tor

### ✱ PCB bundled front-end software

### ✱ Gerber developments: X2, X3, Gerber Job



## A whole box of tools for preparing stencil data!












Stencil preparation is a new field of expertise where UcamX will help you to reach your goal.



Stencils are used to apply solder paste on the PCBs in a safe and accurate way. Exact amounts of solder paste must be calculated and the stencil must be shaped accordingly.

- ✱ Preparing stencils is rocket science
- ✱ UcamX just became the perfect tool for an amazing lift-off.

## What tools are we offering?

-  Numerous new selection methods
  -  New scaling methods
-  New pad shapes
  -  Nano-Coating support
  -  Bridge Builder
-  Critical Aperture detection
  -  Shape color module
-  SE-Pad-recognition (super enhanced)
  -  Production drawing
-  New sorting methods
  -  Corner modifier

Demo



## Benefits:

- ✱ Streamlined workflow saving you time and money
- ✱ Exquisite recognition of pad shapes
- ✱ Support for stencil specific shapes
- ✱ Independent from incoming data quality
- ✱ Instant overview on critical apertures
- ✱ Reshaping pads for optimal paste cohesion
- ✱ Nano coating support
- ✱ Technical drawing for your production



**Thank you!**

Interested? Request a trial version at [sales@ucamco.com](mailto:sales@ucamco.com)

Unanswered questions will be answered by email after the webinar

We are looking forward to your feedback.

We will inform you about new webinars

Thank you for attending this webinar.

© Copyright 2021 Ucamco NV, Gent, Belgium. All rights reserved.

This material, information and instructions for use contained herein are the property of Ucamco NV. The material, information and instructions are provided on an AS IS basis without warranty of any kind.

Ucamco NV does not warrant, guarantee or make any representations regarding the use, or the results of the use of the software or the information contained herein.

Ucamco NV shall not be liable for any direct, indirect, consequential or incidental damages arising out of the use or inability to use the software or the information contained herein.

The information contained herein is subject to change without prior notice.

Revisions may be issued from time to time to advise of such changes and/or additions.

No part of this presentation may be reproduced, stored in a data base or retrieval system, or published, in any form or in any way, electronically, mechanically, by print, photoprint, microfilm or any other means without prior written permission from Ucamco NV.